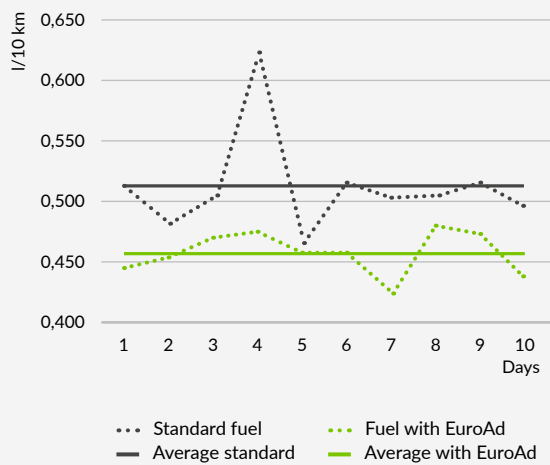


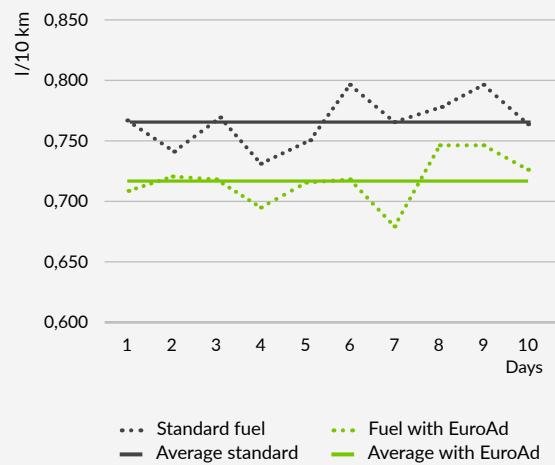
// FUEL EFFICIENCY AND EMISSION TEST

The charts below show recorded fuel consumption and emissions during a test performed on both gasoline and diesel cars in Europe. Driven at exactly the same speed, along the same route and with the same load. The chart shows the results day by day and the average consumption for the full test period. 10 days with standard fuel and 10 days with EuroAd added in the fuel.

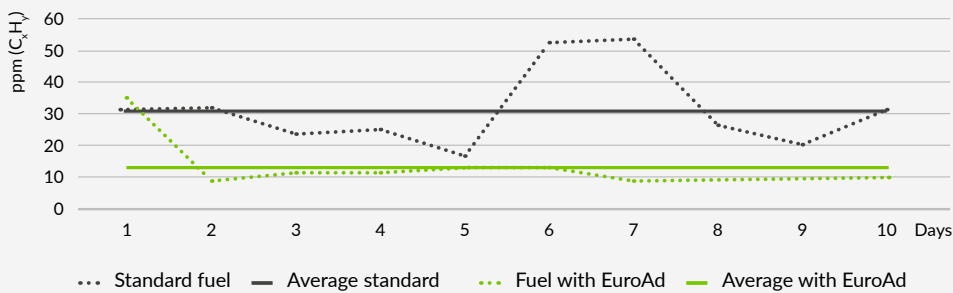
FUEL CONSUMPTION DIESEL



FUEL CONSUMPTION GASOLINE



EMISSION OF HYDROCARBON FROM USE OF GASOLINE



EMISSION OF CARBON MONOXIDE FROM USE OF GASOLINE

